

JavaScript Performance Patterns

@stoyanstefanov

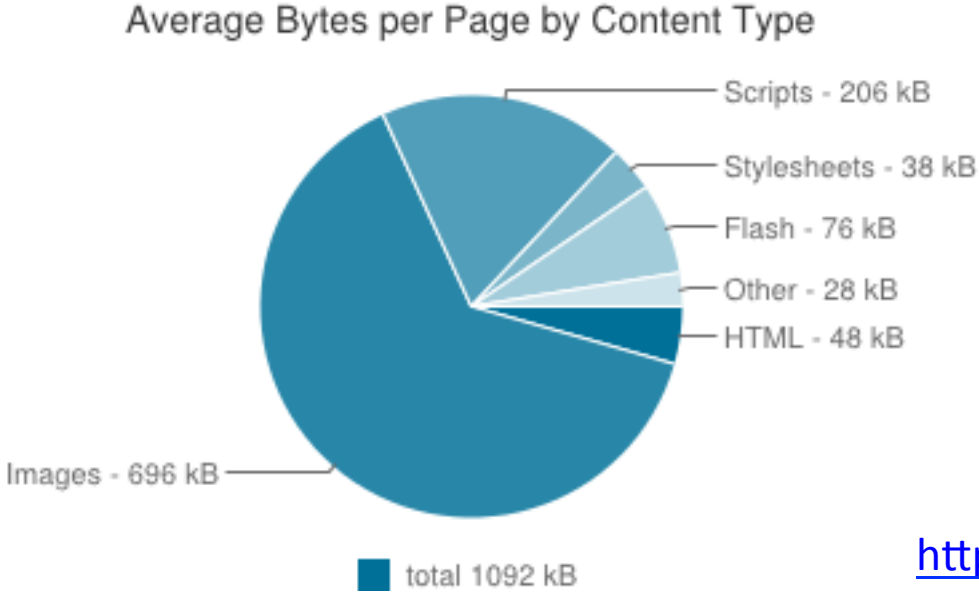
QCon

San Francisco, Nov 8, 2012

JavaScript Performance Patterns

Importance of Performance

Importance of JavaScript Performance



// todo

1. Loading JavaScript
2. Runtime / UI / DOM
 - + benchmarks
 - + shims

BOOK OF SPEED .COM



SULTANS OF SPEED .COM



WTF
WEB TESTING
FRAMEWORK

OMG
ONE-CLICK
MINIFIER
GADGET

GIVE PEACE A CHANCE
.COM

phpied.com

jspatterns.com



PLANET
PERFORMANCE

BLOG-
STOYANSTEFANOV.
COM


YAHOO!




jsDRAMA.COM

CSS
SPRITES
.COM

smush.it




HILITEHE.COM

3PO #FAIL



CSSMin

ANACONDA LIMOUSINE .COM



Loading

First things first

- reduce # of script files
- gzip, shave 70% off
- minify, extra 40-50%
- Expires headers
- CDN



<http://yslow.org>

PageSpeed

<http://webpagetest.org>

```
<script src="http://...">
```

NOPE!

SPOF

- Single point of failure
- JS blocks



<http://phpied.com/3po-fail>

SPOF-O-Matic:

<https://chrome.google.com/webstore/detail/plikhggfbplemddobondkeogomgoodeg>

Off the critical path

Asynchronous JS

- `<script defer>`
- `<script async>`
- until then...

Dynamic script node

```
1 var js = document.createElement('script');  
2 js.src = 'http://cdn.com/my.js';  
3 document.getElementsByTagName('head')[0].  
4   appendChild(js);
```

But..., butt..., button?

Q: `<button onclick="..."`?

A: To hell with it

Q: Dependencies?

A: `onload` event and `js.onreadystatechange`

```
1 load('jquery.js', 'mystuff.js',  
2   function () {  
3     mystuff.go();  
4   }  
5 );
```

Unblocking onload

- Async JS blocks `window.onload` in !IE
- May or may not be a problem
- There's a solution: FIF

<fif>

frame-in-frame aka friendly frames
aka this Meebo thing

FIF

- 1) create
`iframe src="js:false"`
- 2) in the frame `doc.write` a
`<body onload ...`
- 3) ...that loads JS

FIF (snippet)

```
1 var iframe = document.createElement('iframe');
2 document.body.appendChild(iframe);
3 var doc = iframe.contentWindow.document;
4 doc.open().write('<body onload="' +
5     'var js = document.createElement(\'script\');'+
6     'js.src = \'http://example.org/js.js\';'+
7     'document.body.appendChild(js);">');
8 doc.close();
```

FIF

- unblocks `onload`, but...
- more complex
- requires JS changes

your script (before)

```
// fun with window  
// and document
```

your script (before)

```
(function() {  
  
    // fun with window  
    // and document  
  
})();
```

FIF (after)

```
(function(window) {  
    var document = window.document;  
    // fun with window  
    // and document  
})(parent.window));
```

FIF in the wild

- experimental support in FB JS SDK
- <http://jsbin.com/axibow/10/edit>

</fif>

Load JS but not execute

- Use cases:
 - preload in anticipation
 - lazy

Preload, then eventually execute

1. fetch the script, but don't run it
2. run it at some point (same as async JS)

Fetching

- IE: dynamic script node, not in the DOM
- All others: CORS (XHR2)
 - your CDN should let you specify `Access-Control-Allow-Origin` header or else!

Preload, then execute

```
1 // preload
2 var js = document.createElement('script');
3 if (!js.readyState || js.readyState !== 'uninitialized') {
4     // non IE
5     var xhr = new XMLHttpRequest();
6     if ('withCredentials' in xhr) { // XHR2
7         xhr.open('GET', url, false);
8         xhr.send(null);
9     }
10 }
11 js.src = url; // IE preloads! Thanks @getify
12
13 // execute
14 document.getElementsByTagName('head')[0].appendChild(js);
```

// todo

1. ~~Loading JavaScript~~
2. Runtime / UI / DOM
 - + benchmarks
 - + shims

Benchmarks

- Lies, damn lies and performance advice
- Test the wrong thing
- Measure the wrong thing
- Even if not, still draw the wrong conclusions

Your first benchmark

```
var start = new Date();  
// loop 100000 times  
var took = new Date() - start;
```

NOPE!

Benchmark.js

- by John-David Dalton
- used in <http://jsperf.com>
 - calibrating the test
 - end time (ops/second)
 - statistical significance
 - margin of error



Performance Calendar

The speed geek's favorite time of the year

2011

2010

2009

<http://calendar.perfplanet.com/2010/bulletproof-javascript-benchmarks/>

23rd

Dec 2010

Bulletproof JavaScript benchmarks

by [Mathias Bynens](#) and [John-David Dalton](#)

Writing JavaScript benchmarks isn't as simple as it seems. Even without touching the subject of potential cross-browser issues, there are a lot of pitfalls — booby traps, even — to look out for.

This is part of the reason why I created [jsPerf](#), a simple web interface that allows you to very easily create and share test cases comparing the performance of different code snippets. There's no need to worry about anything; just enter the code you would like to benchmark and have jsPerf create a test case for you which can be run across different browsers and devices.

Behind the scenes, jsPerf was initially using a JSLitmus-based benchmarking library which I named [Benchmark.js](#). More and more features were added, and recently, [John-David Dalton](#) rewrote the whole thing from scratch. Benchmark.js has been getting better ever since.

This article will shed some light on the various gotchas in writing *and* running JavaScript benchmarks.

Benchmarking patterns

There are a lot of ways to run benchmarks on JavaScript snippets to test their performance. The most common pattern is the following:

Pattern A

```
var totalTime,  
    start = new Date,  
    iterations = 6;  
while (iterations--) {  
    // Code snippet goes here
```

ABOUT THE AUTHOR



[Mathias Bynens](#) ([@mathias](#)) works as a freelance web developer in Belgium. He likes HTML, CSS, JavaScript and WPO. To help with those last two things, he created [jsPerf](#) a while ago.



[John-David Dalton](#) ([@jddalton](#)): my first JavaScript project was a Super Mario Bros. game engine I made in high school. I have always been drawn to JavaScript and other ECMAScript based languages. I spend most of my

Benchmarking browsers?

No, thanks

Let's test!

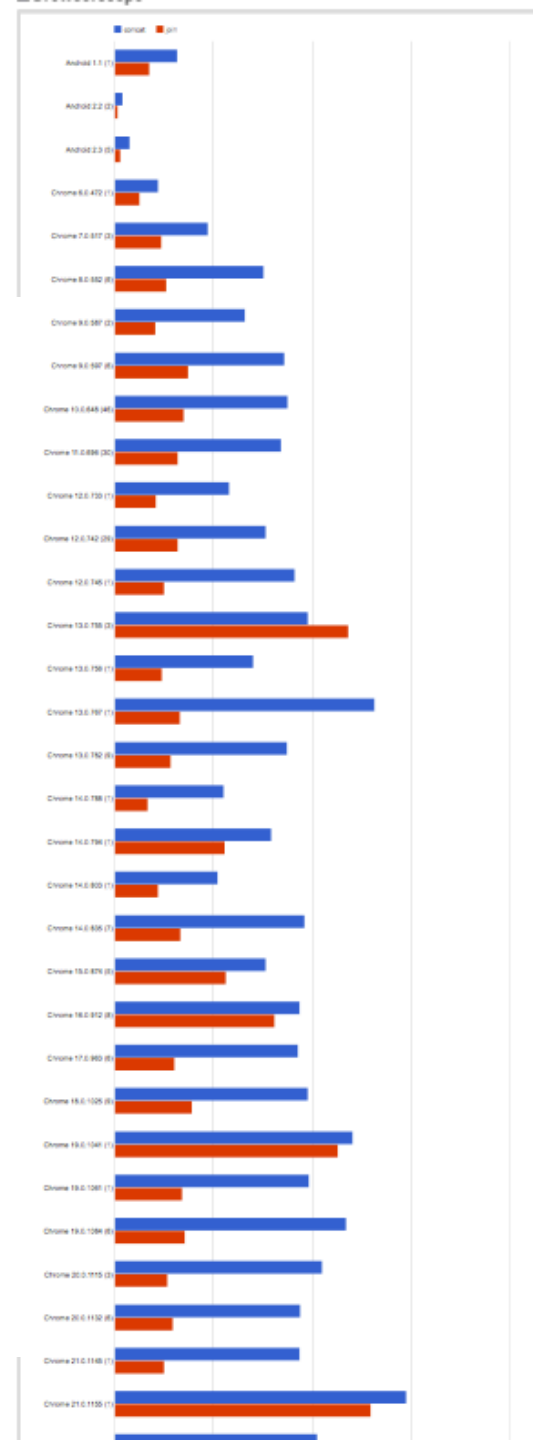
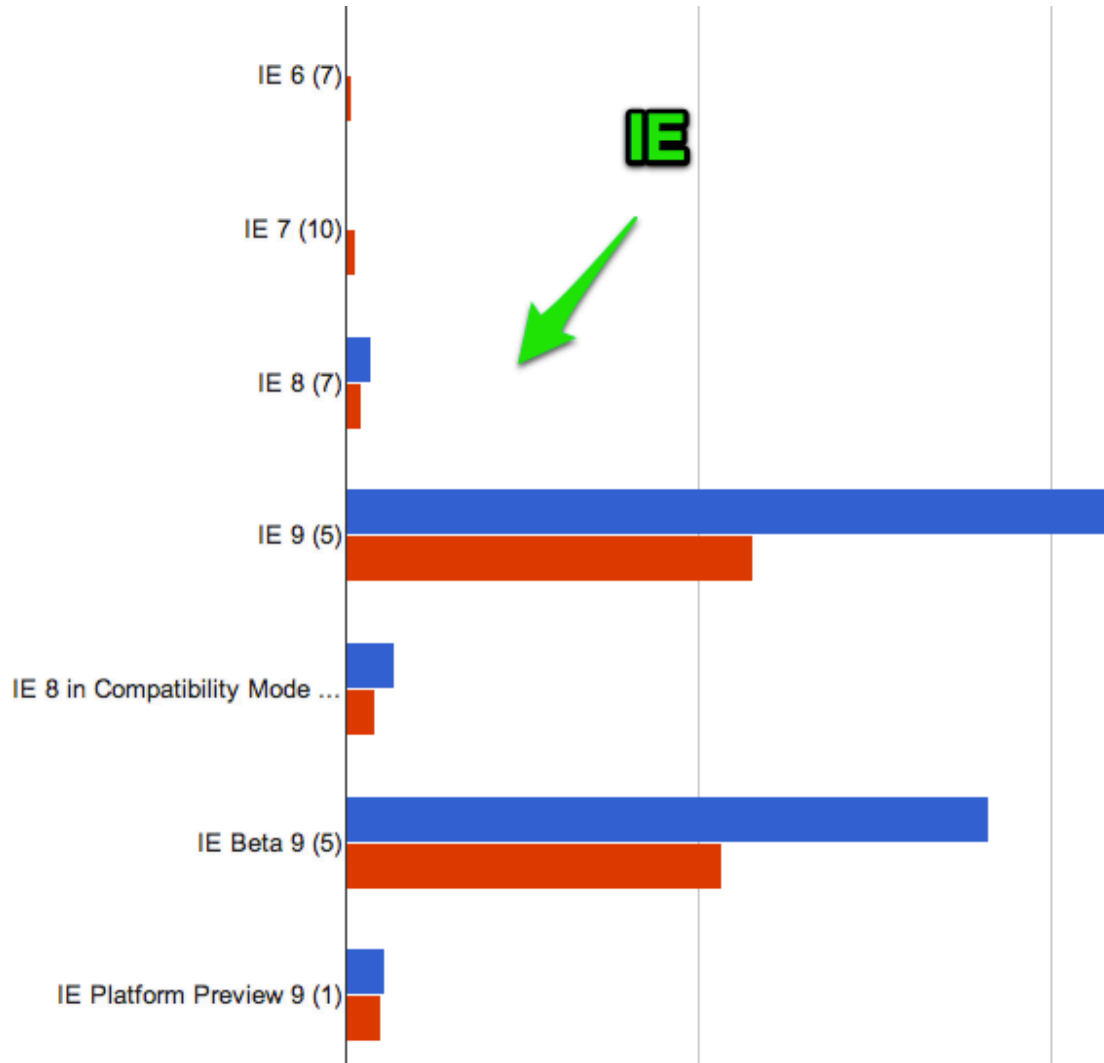
String concat?

```
var text = "";  
text += "moar";
```

vs.

```
var parts = [];  
parts.push('moar');  
var text = parts.join('');
```

String concat



The pen is mightier than the sword! *

* Only if the sword is very small and the pen very sharp

"Don't A, B is so much faster!"

You should check it again

Profiling



Search Profiles

CPU PROFILES	Self	Total	Average	Calls	Function
Profile 1	84.75%	99.99%	84.75%	1	(program)
	8.60%	8.60%	0.02%	490	▼ (anonymous function) join-concat:60
	8.60%	8.60%	0.02%	490	▼ (anonymous function) benchmark-100901.js:7
	8.60%	8.60%	0.02%	490	▼ (anonymous function) benchmark-100901.js:7
	8.60%	8.60%	0.02%	490	(program)
	3.44%	3.44%	0.00%	170...	▶ push
	2.73%	6.57%	0.02%	170	▶ (anonymous function) join-concat:66
	0.40%	0.40%	0.00%	174	▶ join
	0.04%	15.21%	0.00%	78	▶ (anonymous function) benchmark-100901.js:7
	0.01%	0.01%	0.00%	6	▼ appendChild
	0.01%	0.01%	0.00%	6	▼ (anonymous function) agt1YS1wcm9maWxlcnINCxIEVGVzdBiX06cCDA:1
	0.01%	0.01%	0.00%	6	▼ (program) agt1YS1wcm9maWxlcnINCxIEVGVzdBiX06cCDA:1
	0.01%	0.01%	0.00%	6	(program)
	0.01%	0.01%	0.01%	0	(idle)
	0.01%	0.03%	0.01%	1	▶ (anonymous function) agt1YS1wcm9maWxlcnINCxIEVGVzdBiX06cCDA:1
	0.00%	0.00%	0.00%	1	▶ (anonymous function) agt1YS1wcm9maWxlcnINCxIEVGVzdBiX06cCDA:2
	0.00%	0.00%	0.00%	9	▶ a benchmark-100901.js:7
	0.00%	0.00%	0.00%	1	▶ (anonymous function)
	0.00%	0.00%	0.00%	1	▶ close
	0.00%	0.00%	0.00%	1	▶ (anonymous function)
	0.00%	0.00%	0.00%	1	▼ sort
	0.00%	0.00%	0.00%	1	▶ (anonymous function) benchmark-100901.js:7
	0.00%	0.00%	0.00%	1	▶ (anonymous function)
	0.00%	0.00%	0.00%	24	▶ getElementById
	0.00%	0.01%	0.00%	3	▶ (anonymous function)
	0.00%	0.00%	0.00%	1	▶ (anonymous function)
	0.00%	0.00%	0.00%	1	▶ submit
	0.00%	0.00%	0.00%	1	▶ (anonymous function)
	0.00%	0.00%	0.00%	1	▶ open
	0.00%	0.00%	0.00%	1	▶ writeln
	0.00%	0.00%	0.00%	7	▶ createElement
	0.00%	0.00%	0.00%	9	▶ toFixed
	0.00%	0.00%	0.00%	4	▶ eval
	0.00%	0.00%	0.00%	10	▶ Date
	0.00%	0.00%	0.00%	9	▶ replace
	0.00%	0.00%	0.00%	5	▶ setTimeout

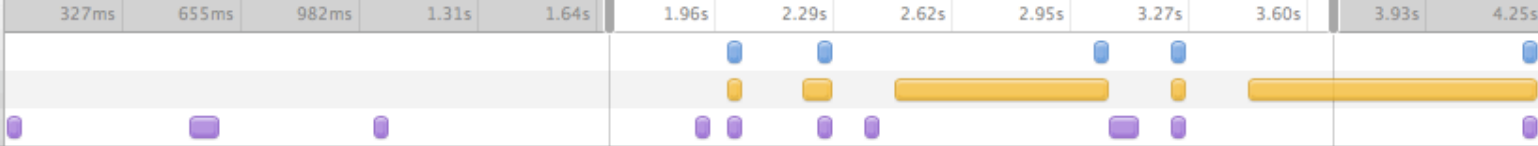
Heavy (Bottom Up) ▾

%

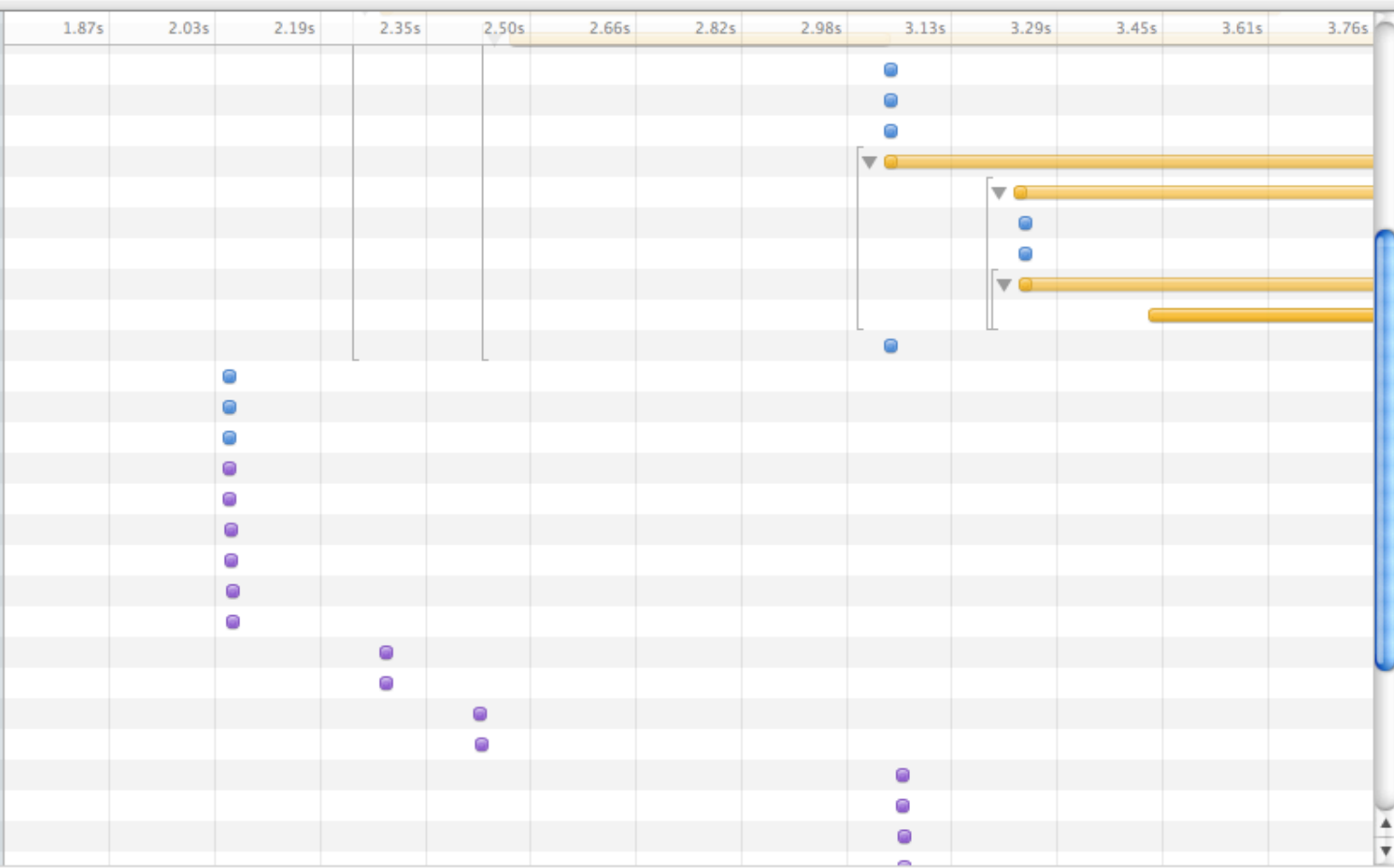


✖ 4 ⚠ 2

- TIMELINES
- Loading
- Scripting
- Rendering



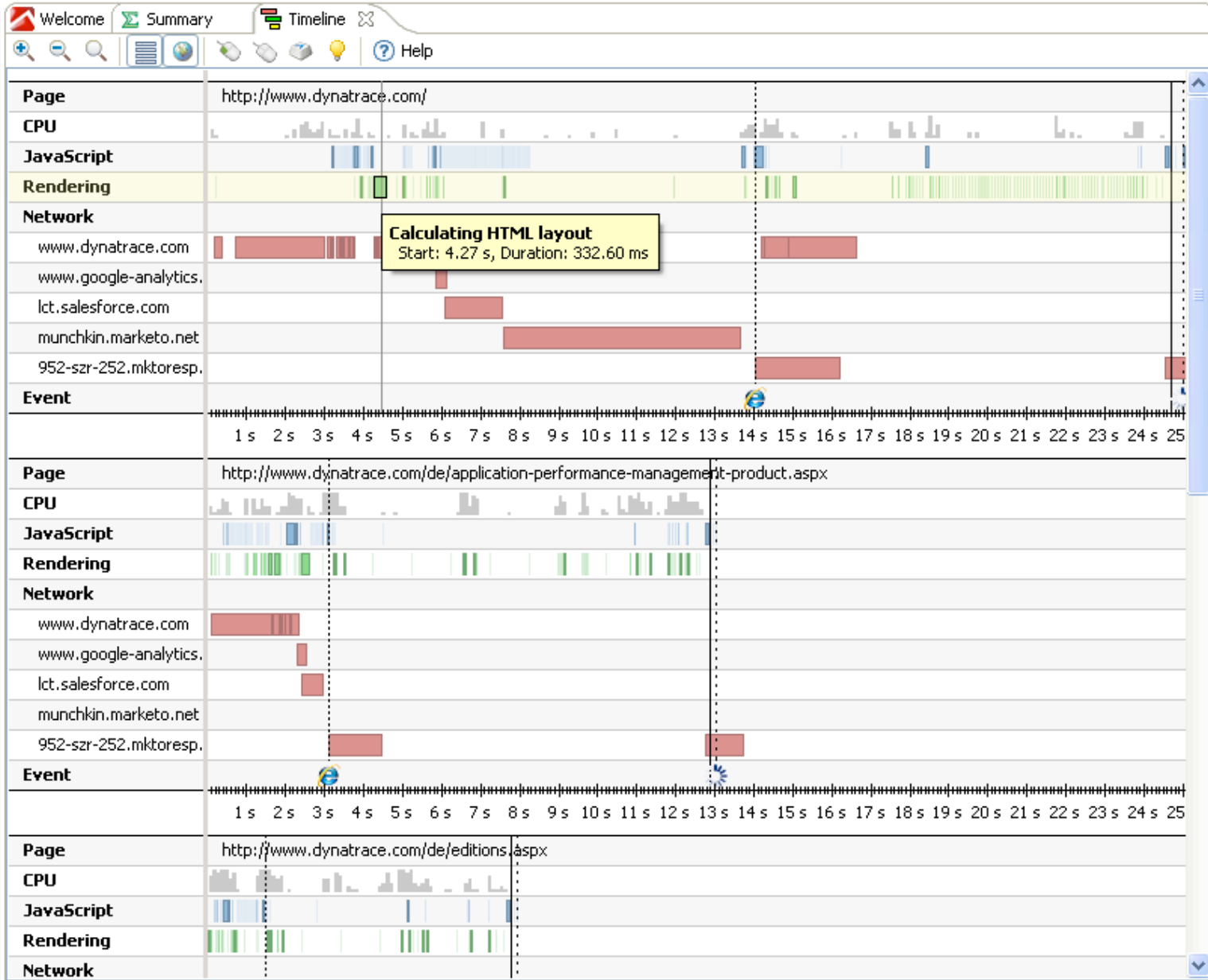
- main:Timer (4760)
- Timer Fired (4760)
- Parse
- Parse
- Parse
- Install Timer (4768)
- Timer Fired (4768)
- Parse
- Parse
- Install Timer (4781)
- Timer Fired (4781)
- Parse
- Parse
- Parse
- Parse
- Recalculate Style
- Layout
- Paint (68 × 296)
- Paint (102 × 9)
- Paint (851 × 21)
- Paint (102 × 6)
- Layout
- Paint (851 × 21)
- Recalculate Style
- Paint (61 × 36)
- Layout
- Paint (68 × 21)
- Paint (68 × 21)
- Paint (68 × 21)





Cockpit

- Browsers
- Sessions
 - dynatrace.com (2009-11-1)
 - Summary
 - Timeline
 - PurePaths
 - Network
 - Hot Spots
 - dynatrace.com (2009-11-C)



Picking battles

DOM

DOM

- DOM is slow
- How slow?
- <http://jsperf.com/dom-touch>

DOM

```
// DOM
```

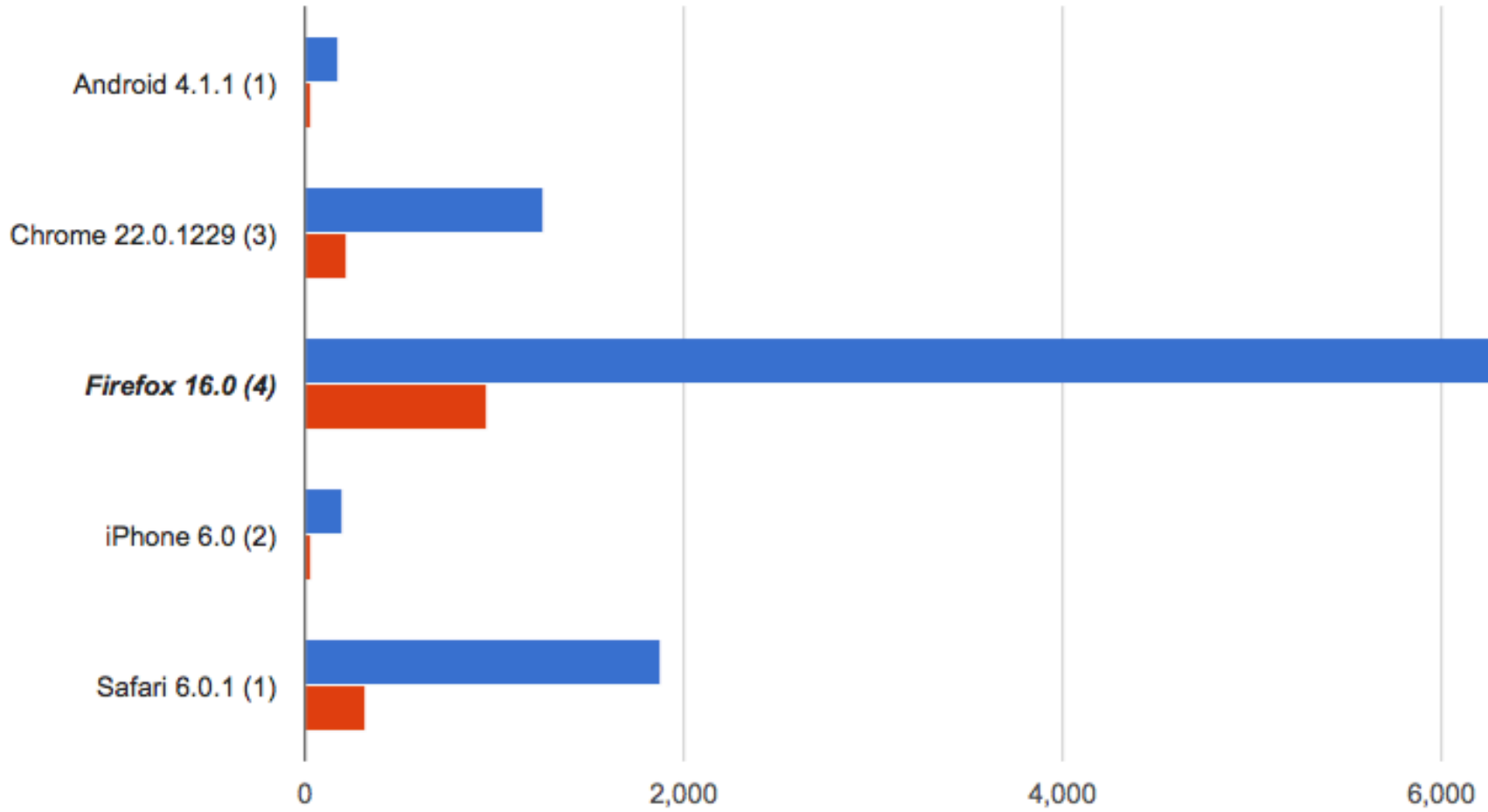
```
div.innerHTML = 'a';  
div.innerHTML += 'b';
```

```
// string
```

```
var html = '';  
html += 'a';  
html += 'b';  
div.innerHTML = html;
```


DOM

html += innerHTML +=

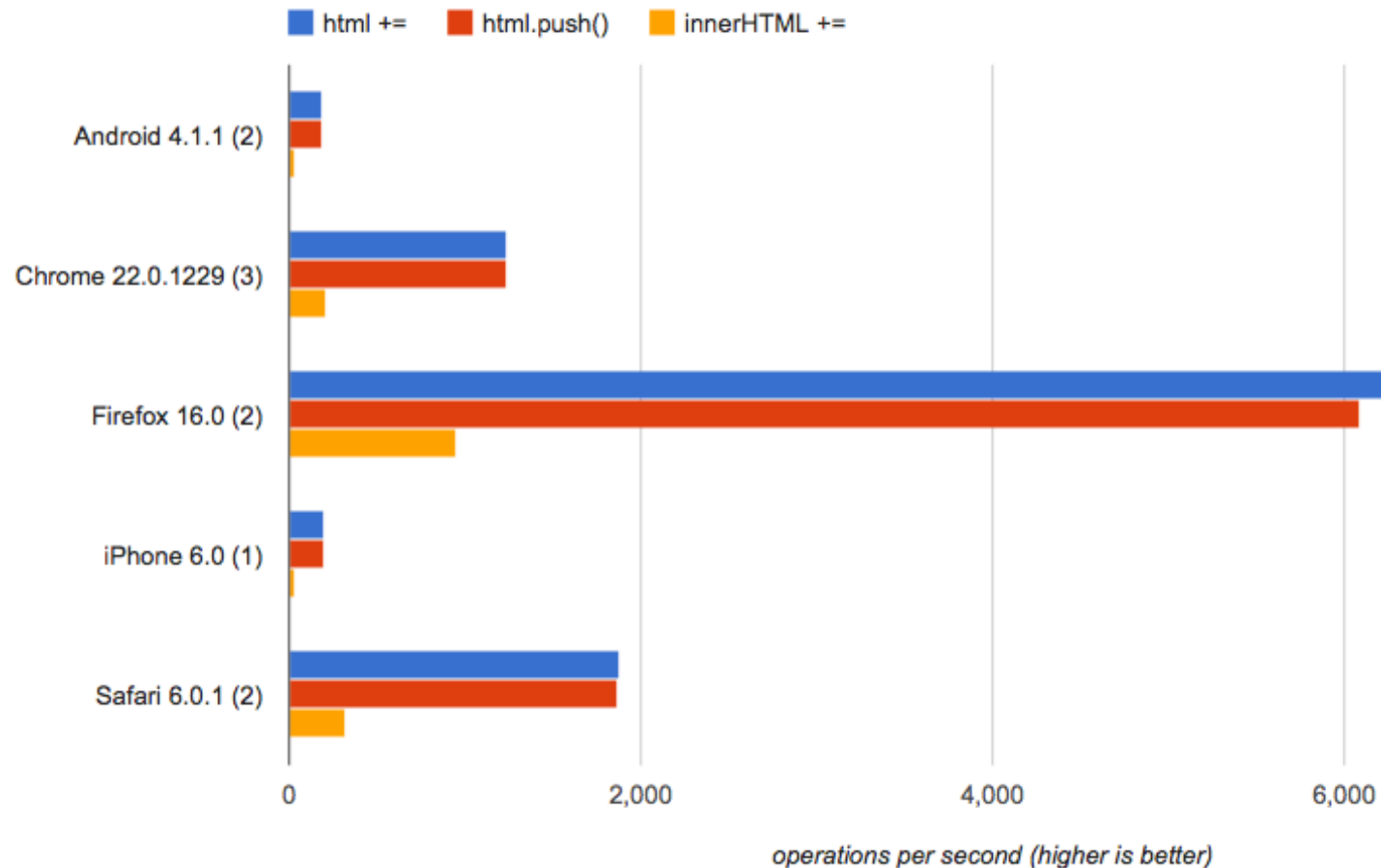


operations per second (higher is better)


DOM + string concat

- put things in perspective

<http://jsperf.com/dom-touch-concat>



ECMAland



DOMland

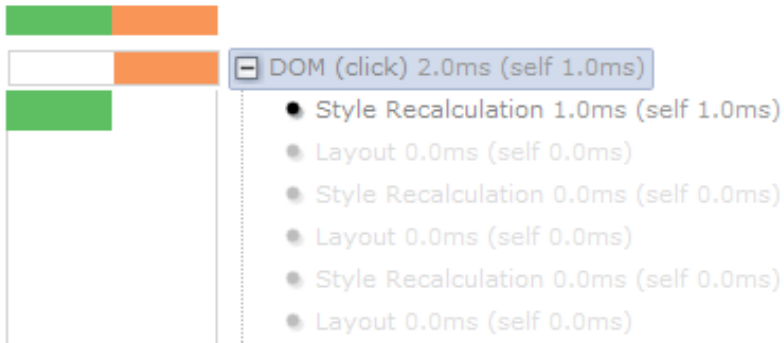
DOM

- caching DOM references
- caching `length` in collection loops
- "offline" changes in document fragment
- batch style changes
- reducing reflows and repaints

reflows

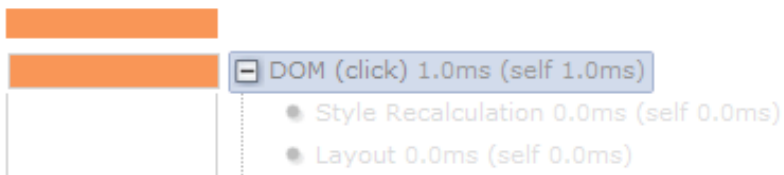
@2970.80s	2ms	DOM (click)
-----------	-----	-------------

Event Trace



@2970.86s	5ms	Paint
@2972.08s	1ms	DOM (click)

Event Trace



@2972.08s	3ms	Paint
-----------	-----	-------

getComputedStyle(), or currentStyle in IE

```
body.style.color = 'red';  
tmp = computed.backgroundColor;  
body.style.color = 'white';  
tmp = computed.backgroundImage;  
body.style.color = 'green';  
tmp = computed.backgroundAttachment;
```

```
body.style.color = 'red';  
body.style.color = 'white';  
body.style.color = 'green';  
tmp = computed.backgroundColor;  
tmp = computed.backgroundImage;  
tmp = computed.backgroundAttachment;
```

querySelectorSlow()?

```
<table border="1" id="test-table">
  <thead>
    <!-- ... -->
  </thead>
  <tbody>
    <tr class="rowme">
      <td>1</td><td>John</td><td><!-- ... -->
    <!-- ... -->
  </tbody>
</table>
```

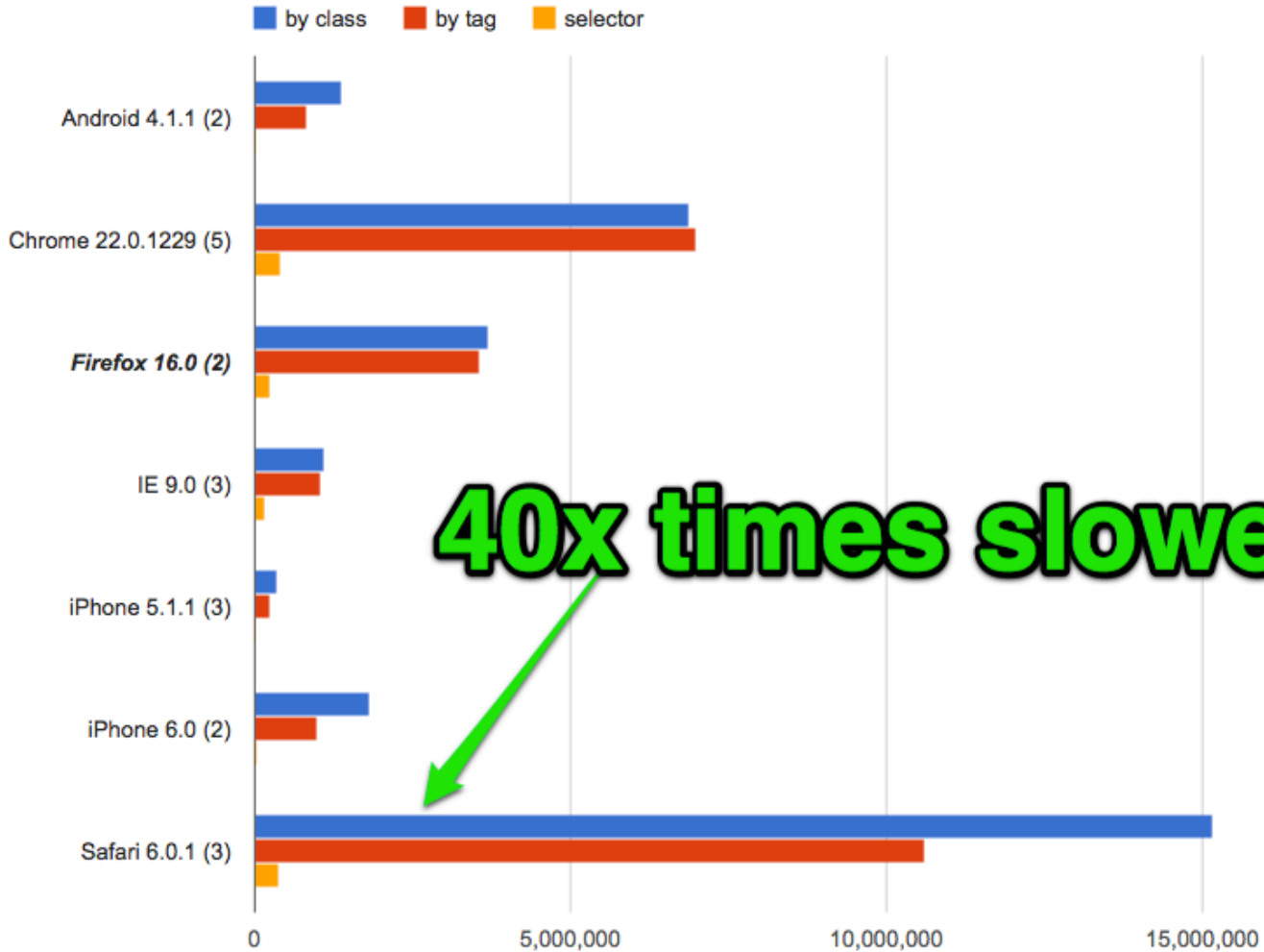
querySelectorSlow()?

```
var trs =  
    tbody.getElementsByClassName('rowme');
```

```
var trs =  
    tbody.getElementsByTagName('tr');
```

```
var trs =  
    tbody.querySelectorAll('.rowme');
```

<http://jsperf.com/querying/4>



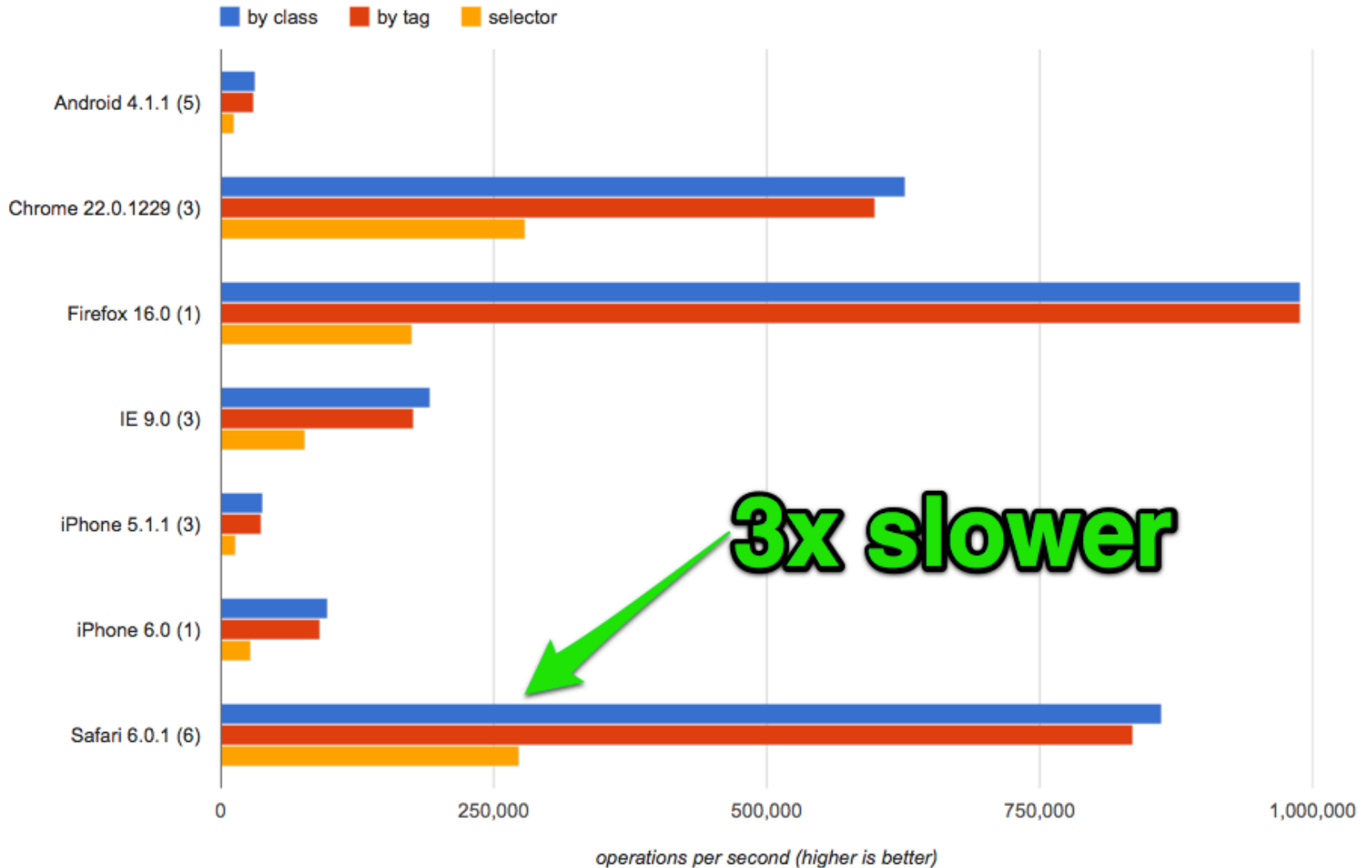
40x times slower

operations per second (higher is better)

querySelectorSlow()?

```
for (  
  var i = 0, len = trs.length;  
  i < len;  
  i += 2) {  
  
  trs[i].className;  
  
}
```

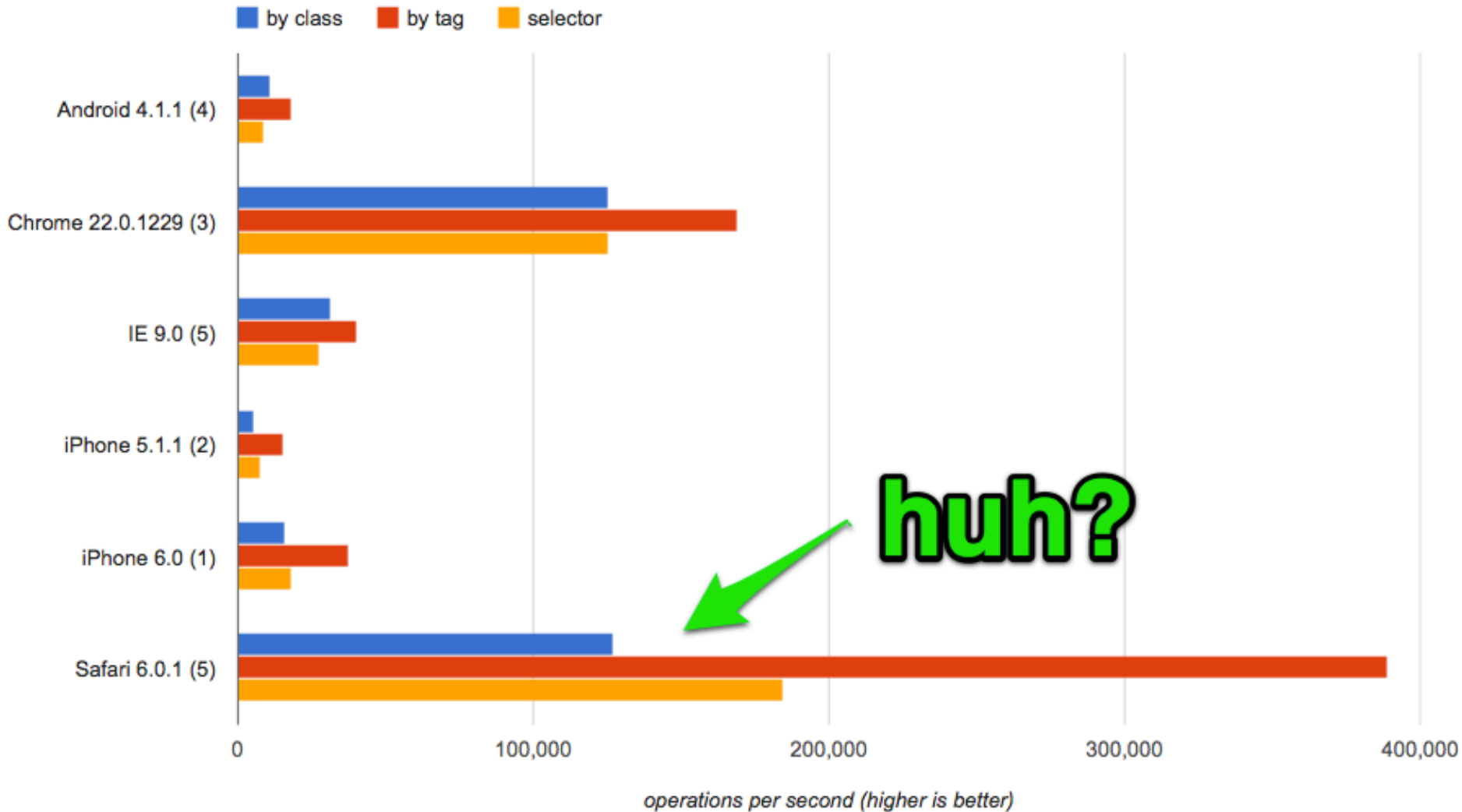
<http://jsperf.com/querying/3>



querySelectorSlow()?

```
for (  
    var i = 0, len = trs.length;  
    i < len;  
    i += 2) {  
  
    trs[i].className = "rowme hilite";  
  
}
```

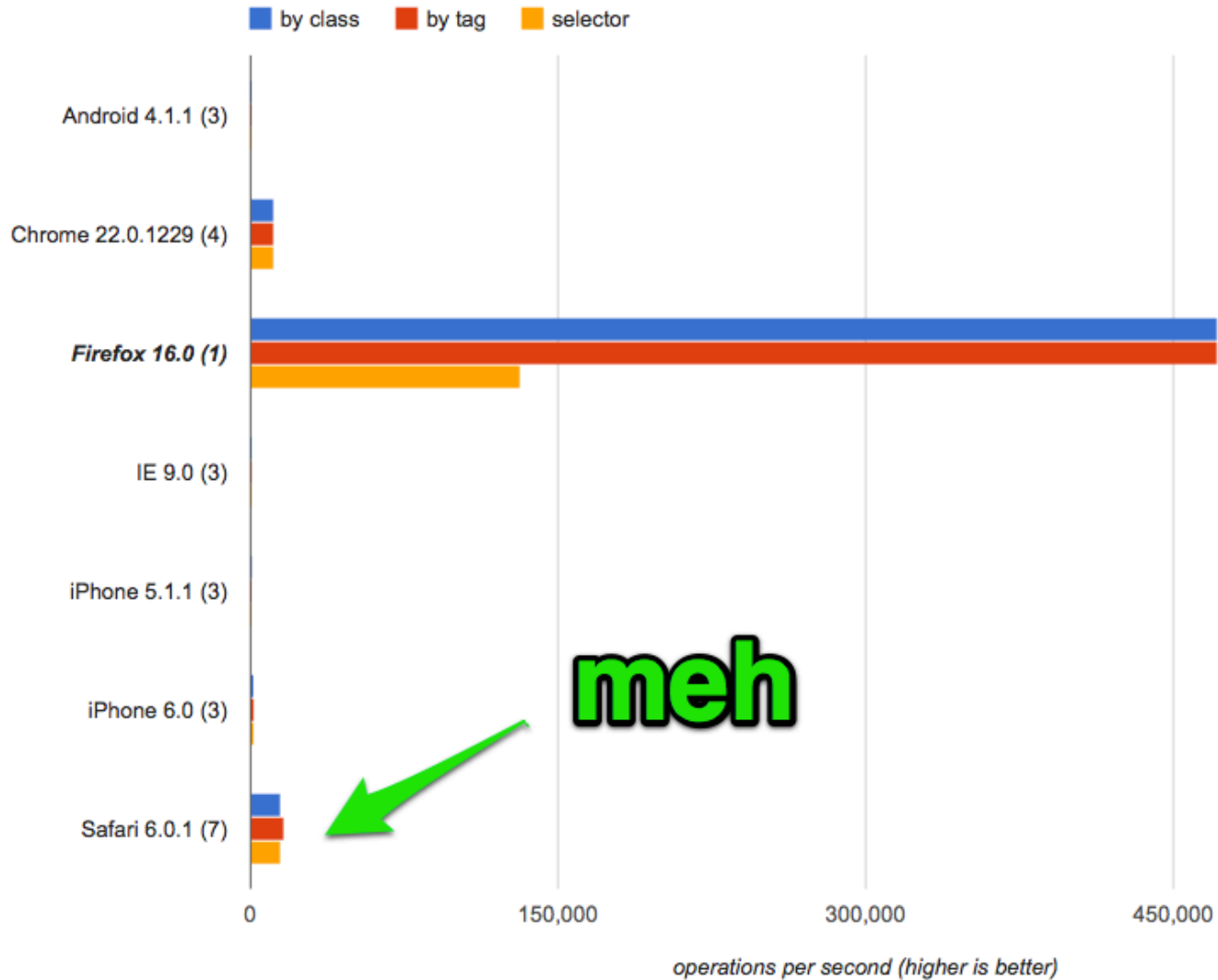
<http://jsperf.com/querying/2>



querySelectorSlow()?

```
for (  
    var i = 0, len = trs.length;  
    i < len;  
    i += 2) {  
    trs[i].className = "rowme hilite";  
}  
trs[0].offsetHeight;
```

<http://jsperf.com/querying/>



Priorities

1. Loading – drop everything, fix now
2. Reflows – fix asap
3. Writing DOM
4. Reading DOM
5. Querying DOM
6. ECMALand - later

data attributes

```
<div data-stuff="convenient"></div>
```

- `div.dataset.stuff`
- `div.getAttribute('data-stuff')`
- `Data.get(div).stuff // DIY`

data attributes DIY

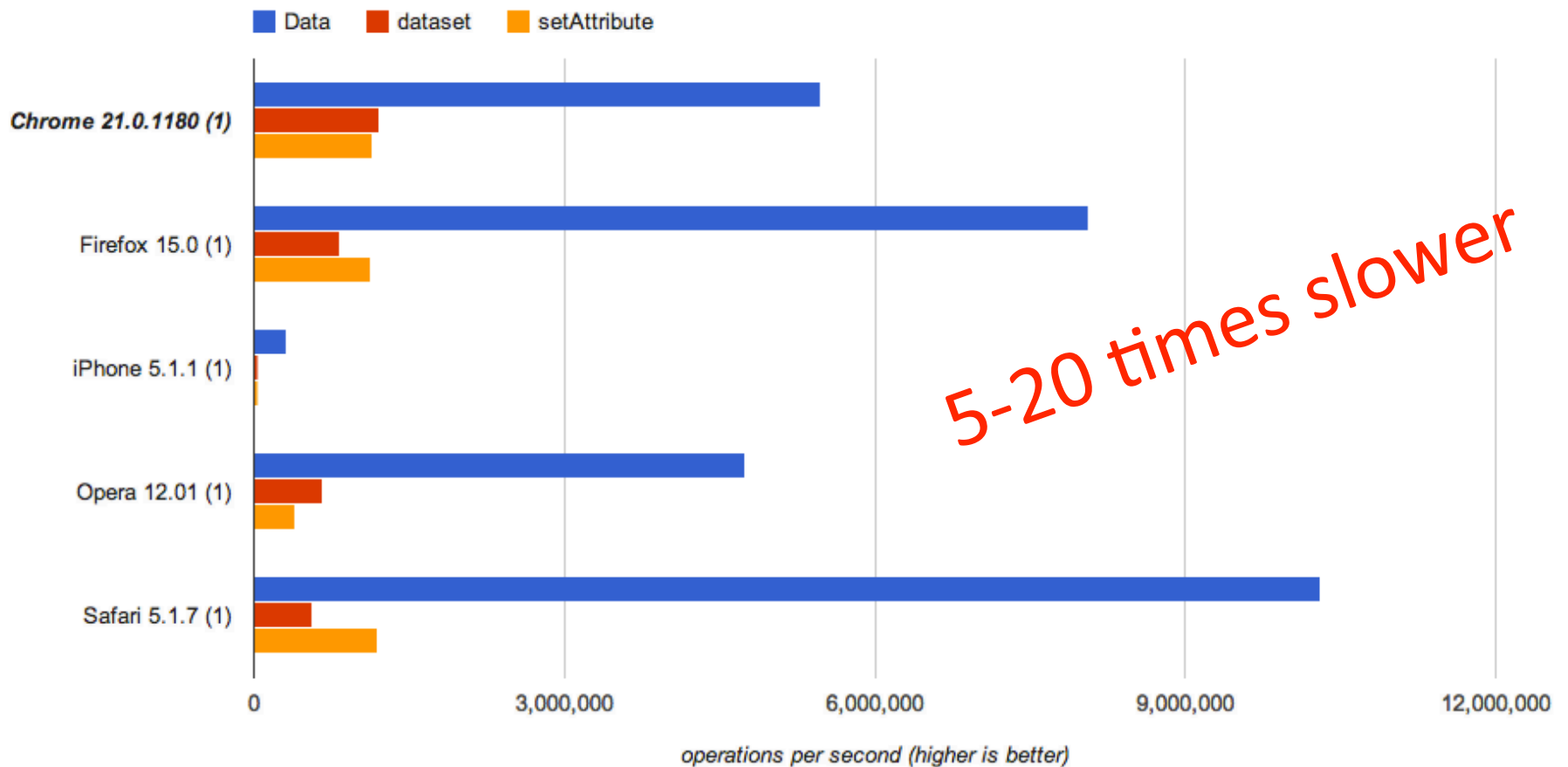
```
1 var Data = function() {
2   var warehouse = {};
3   var count = 1;
4   return {
5     set: function (dom, data) {
6       if (!dom.__data) {
7         dom.__data = "hello" + count++;
8       }
9       warehouse[dom.__data] = data;
10    },
11    get: function(dom) {
12      return warehouse[dom.__data];
13    }
14  };
15 }();
```

data attributes

	Test	Ops/sec
setAttribute	<pre>div.setAttribute('data-yo', 'yo'); div.setAttribute('data-ma', 'ma'); div.setAttribute('data-la', 'la'); var a = div.getAttribute('data-yo'); var b = div.getAttribute('data-ma'); var c = div.getAttribute('data-la');</pre>	1,137,453 ±0.98% 86% slower
Data	<pre>Data.set(div, {yo: 'yo', ma: 'ma', la: 'la'}); var data = Data.get(div); var a = data.yo; var b = data.ma; var c = data.la;</pre>	8,089,482 ±0.35% fastest
dataset	<pre>div.dataset = {yo: 'yo', ma: 'ma', la: 'la'}; var data = div.dataset; var a = data.yo; var b = data.ma; var c = data.la;</pre>	830,578 ±0.53% 90% slower

data attributes

<http://jsperf.com/data-dataset>



Shims and polyfills

Shims

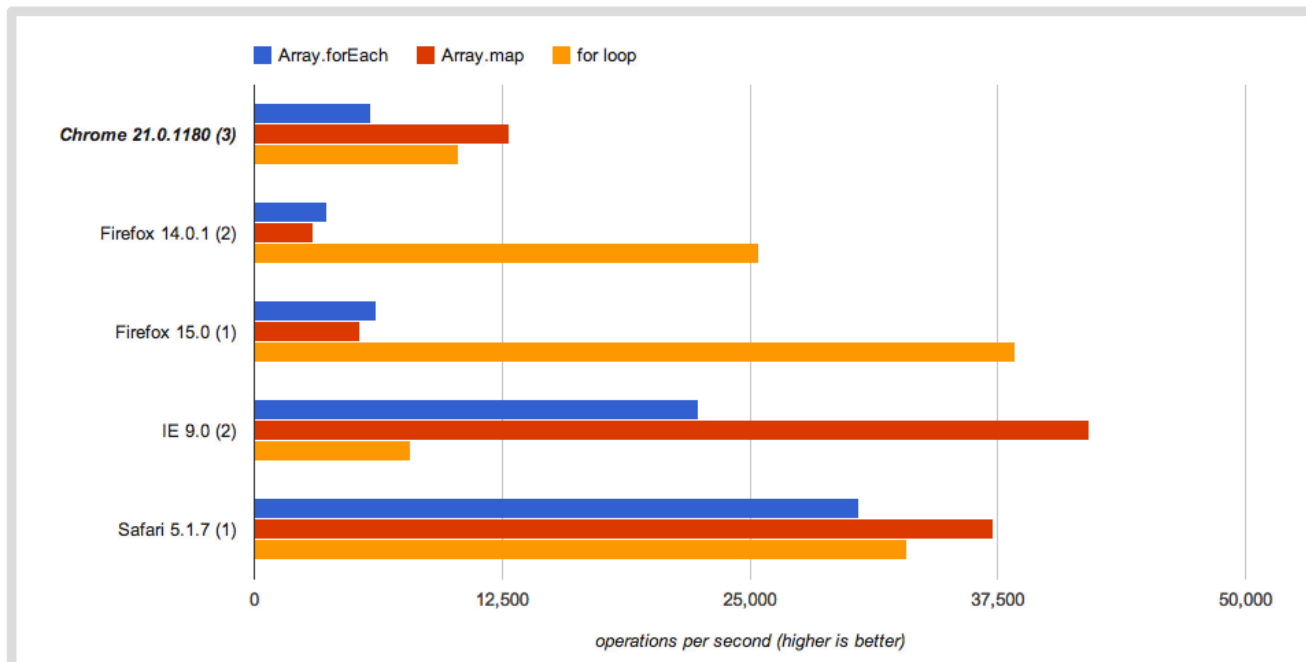
- pick the smaller/optimized one
- one that uses native where available *
- load conditionally

e.g. JSON is non-native only for 8% of users *,
why load shim 100% of the time

* <http://html5please.us>

Fast ECMAScript5 natives?

- JDD: "browsers optimize loops because of benchmarks"
- <http://jsperf.com/native-for-loop-vs-array-foreach-and-array-map-vs-lodash/2>



jQuery: the most popular polyfill

- not free (perf-wise)
- do you need it?



Performance Calendar

The speed geek's favorite time of the year

2011

2010

2009

<http://calendar.perfplanet.com/2011/lazy-evaluation-of-commonjs-modules/>

22nd

Dec 2011

Lazy evaluation of CommonJS modules

by [Tobie Langel](#)

About two years ago, the mobile Gmail team posted an article focused on [reducing the startup latency](#) of their HTML5 application. It described a technique which enabled bypassing parsing and evaluation of JavaScript until it was needed by placing it inside comments. [Charles Jolley](#) of [SproutCore](#) fame was quick to jump on the idea. He [experimented with it](#) and found that similar performance gains could be achieved by putting the code inside of a string rather than commenting it. Then, despite [promises](#) of building it into SproutCore, this technique pretty much fell into oblivion. That's a shame because it's an interesting alternative to lazy loading that suits CommonJS modules really well.

Close encounters of the text/javascript type

To understand how this technique works, let's look at what happens when the browser's parser encounters a `script` element with a valid `src` attribute. First, a request is sent to the server. Hopefully the server responds and the browser proceeds to download (and cache) the requested file. Once these steps are completed the file still needs to be parsed and evaluated.



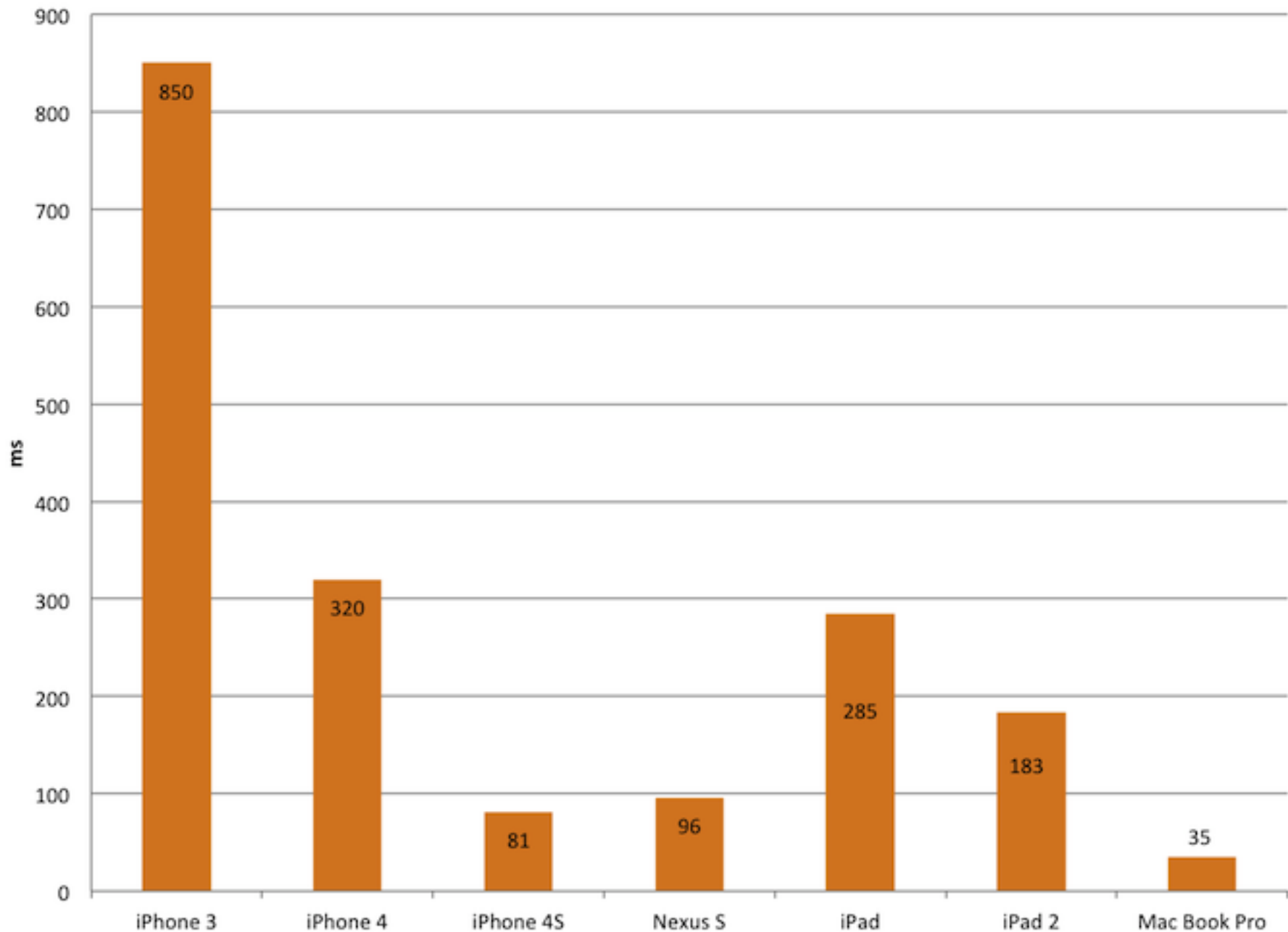
Fig. 1: uncached JavaScript resource fetching, parsing and evaluation.

ABOUT THE AUTHOR



[Tobie Langel \(@tobie\)](#) is a Software engineer at Facebook. He's also Facebook's W3C AC Rep. An avid [open-source contributor](#), he's mostly known for having co-maintained the [Prototype JavaScript Framework](#). Tobie recently picked up blogging again and rants at [blog.tobie.me](#). In a previous life, he was a professional jazz drummer.

Parsing and Evaluating jQuery



Experiment: jQuery vs. Zepto

What's the cost of just dropping it on the page?

jsperf.com/zepto-jq-eval

zepto jq eval

Test case created by [Stevan](#) 4 hours ago and last updated 4 hours ago

Test runner

Ready to run

Run tests

Running in Mozilla 10.0 on Mac OS X 10.7

```
var $ = jQuery;
var zepto = Zepto;

// jQuery
jQuery('p').text('jQuery');
jQuery('p').text('jQuery');

// Zepto
zepto('p').text('Zepto');
zepto('p').text('Zepto');
```

Options



jsperf.com/zepto-jq-eval

Test case created by [Stevan](#) 4 hours ago and last updated 4 hours ago

Test runner

Ready to run

Run tests

Running in Mozilla 10.0 on Mac OS X 10.7

```
var $ = jQuery;
var zepto = Zepto;

// jQuery
jQuery('p').text('jQuery');
jQuery('p').text('jQuery');

// Zepto
zepto('p').text('Zepto');
zepto('p').text('Zepto');
```

Options

You can edit these tests or add even more tests to this page by appending [#>](#) to the URL.

Compare results of other browsers

Chart type: [Bar](#) [Line](#) [Area](#) [Stacked](#) [Radar](#) [Pie](#) [Table](#)

Filter: [All](#) [Chrome](#) [Firefox](#) [IE](#) [Opera](#) [Safari](#) [Mobile](#) [Android](#)

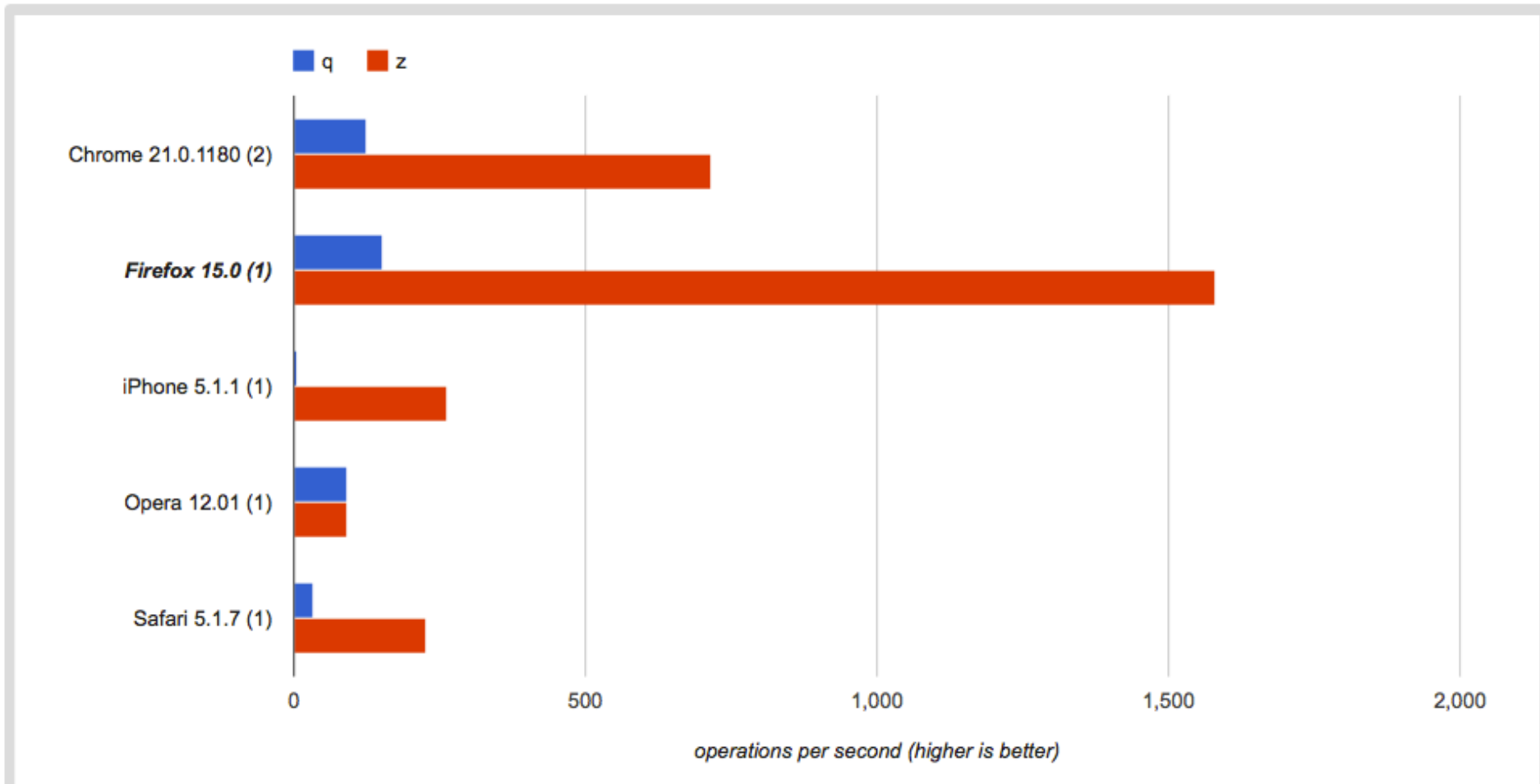
Browserscope

Browser	Results
Chrome 21.0.1190.0	~100 ops/sec
Firefox 10.0.1	~100 ops/sec
Firefox 11.0.1	~100 ops/sec
Opera 12.15.1	~100 ops/sec
Safari 5.1.7.1	~100 ops/sec

Browserscope Profile you are using: [Firefox 10.0.1](#)

jsperf.com/zepto-jq-eval

 Browserscope



jsperf.com/zepto-jq-eval



UserAgent	q	z	# Tests
Chrome 21.0.1180	124	716	2
Firefox 15.0	153	1,580	1
iPhone 5.1.1	4	262	1
Opera 12.01	91	91	1
Safari 5.1.7	33	227	1

Browserscope thinks you are using **Firefox 15.0** [No?](#)

z: 56 times faster on iPhone 4

In closure...

- JS off the critical path
(async, lazy, preload)
- Practice writing jsperf.com tests
("jsperf URL or it didn't happen!")
- Don't touch the DOM (remember the bridge)
- Use the tools (Timeline, CPU/heap profiler, SpeedTracer, Dynatrace)
- Think of poor mobile
(easy with the shims)

Thank you!

<http://slideshare.net/stoyan/>